

# 508 Theme

Enabling capabilities:



# Font size

Enabling capabilities:



Sight



Hearing



Cognitive



Speech



Motor

# Readability issues

## Enhancing readability


Currently there's not a specific standard for text size, however ADA and WCAG suggest at least 16px for body text.

That's why we suggest to adjust text sizes a little bit for the default templates

Font Family	Fira Sans			
Title		Bold	30	px
Question		Bold	18	px
Answer		Light	14	px 
Button Text		Bold	20	px
Validation Message		Light	12	px 

# Default text specs

Font Family		Fira Sans	▼		
Title	■	Bold	▼	30	px
Question	■	Bold	▼	18	px
Answer	■	Light	▼	14	px
Button Text	□	Bold	▼	20	px
Validation Message	■	Light	▼	12	px



## Training Survey - Basic

Questions marked with a \* are required

\* 1. What is your Gender?

Please select an answer






Male

Female

2. What types of credit card do you have (select all that apply) ?

# Default text increase



Font Family	Fira Sans		
Title		Bold	32 px
Question		Bold	18 px
Answer		Light	16 px
Button Text		Bold	20 px
Validation Message		Regular	14 px

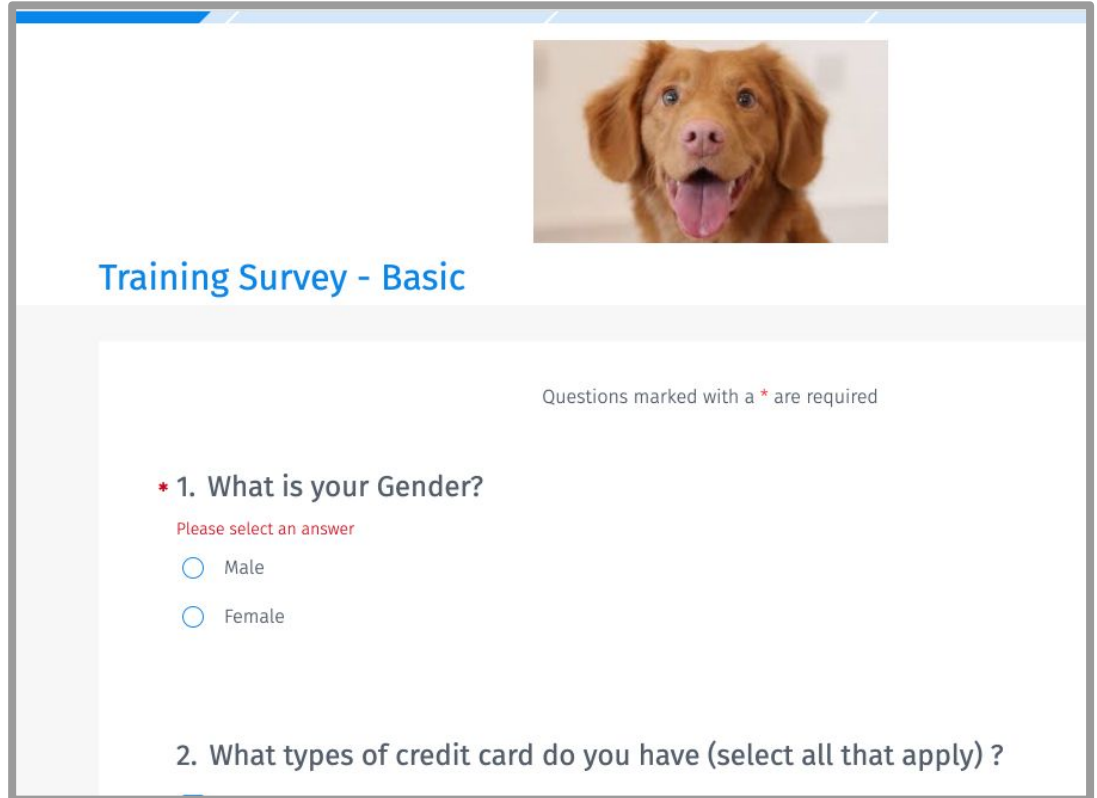
[Reset](#)



Title currently limited to 30px, we plan to let users go upto 48px.

We plan to establish 14px as min size for survey experience

We also plan to increase the largest default to 32px which would be an improvement for readability.

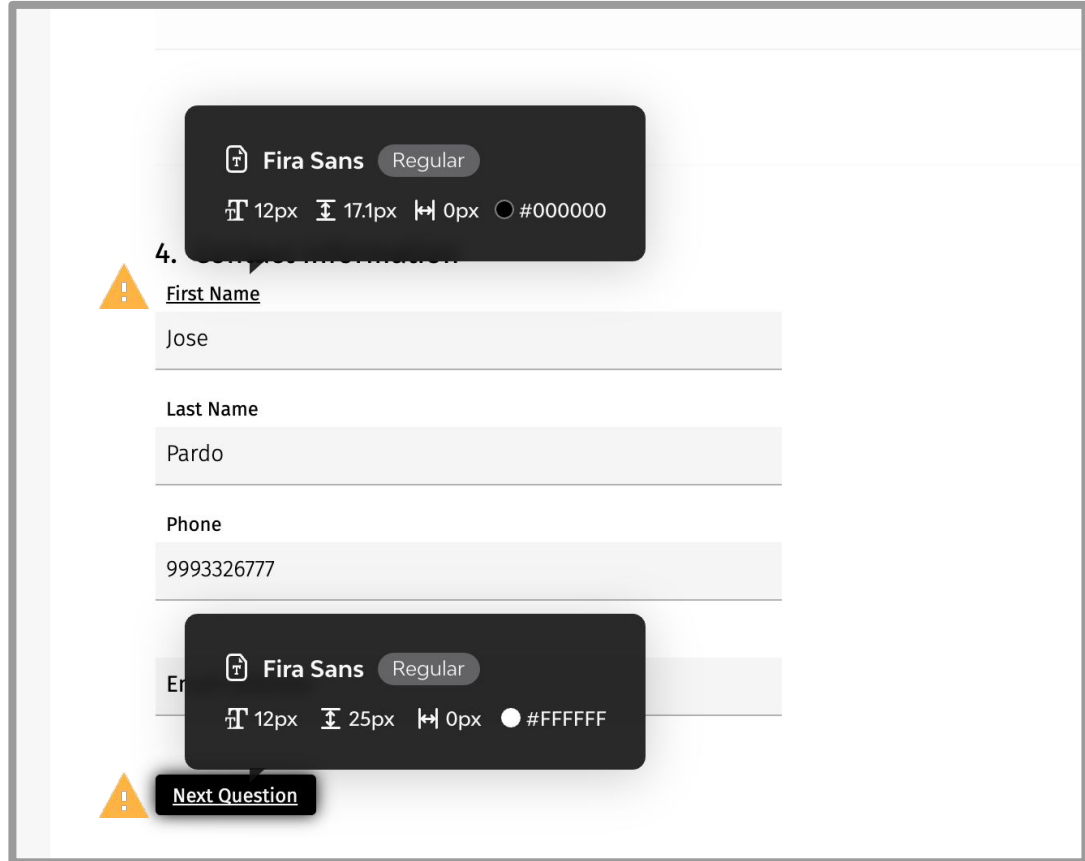


# Input field labels

## Labels are too small

As mentioned before, the minimum text size we support might be too small for readability purposes.

On input fields and “next question” buttons we have 12px.



# Readability enhancements

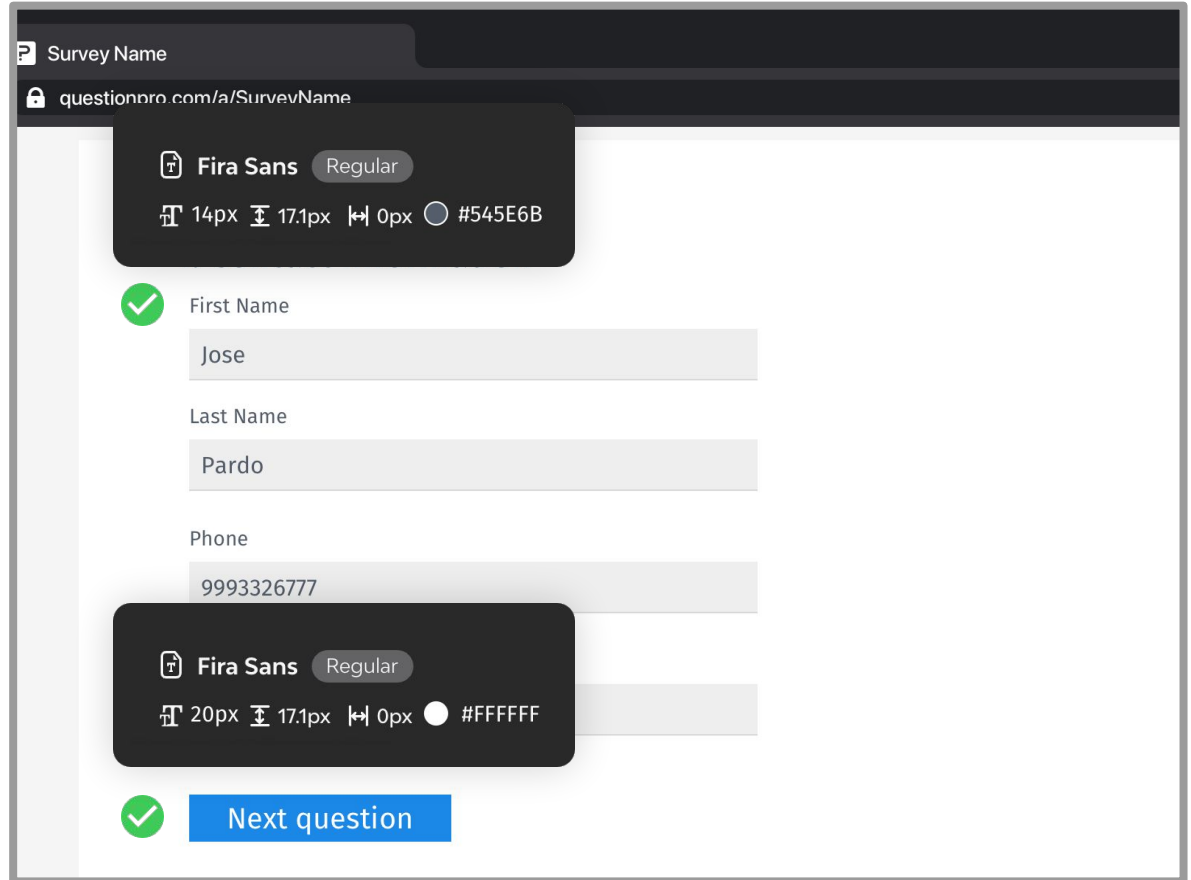
## 14px new min size

As we mentioned before, the minimum text size should be 14px and this should apply to all labels, such as the ones placed above input fields.

## Color contrast.

For our default themes buttons on bright colors such as #1b87e6 (default theme primary color) the text should be above 18.5px

**For more information please refer to slide 36**












# Color contrast

Enabling capabilities:

















## Default theme colors - Foreground

	Primary color	Body text	Validation
Default color	<b>#1b87e6</b>	<b>#545E6B</b>	<b>#d0021b</b>
Contrast Ratio	 3.7:1	 6.6:1	 5.7:1
Regular text	 Fail	 Pass	 Pass
Large text	 Pass	 Pass	 Pass

## Default theme colors - Background

	Primary color	Body text	Validation
Default color	 #1b87e6	 #545E6B	 #d0021b
Contrast Ratio	 3.7:1	 6.6:1	 5.7:1
Regular text	 Fail	 Pass	 Pass
Large text	 Pass	 Pass	 Pass

# Titles and decorative elements

## Specifications

The visual presentation of text and images of text has a contrast ratio of at least 4.5:1, **except for the following:**

- **Large Text:** Large-scale text and images of large-scale text have a contrast ratio of **at least 3:1:1**
- **Incidental Text:** or images of text that are part of an inactive user interface component, that are pure decoration, that are not visible to anyone, or that are part of a picture that contains significant other visual content, have no contrast requirement
- **Logotypes:** Text that is part of a logo or brand name has no contrast requirement.



\* #1B87E6 has some restrictions when it comes to weight and size.

The screenshot shows a color picker interface with the following sections:

- Foreground colour:** A dropdown menu set to 'HEX' with a text input field containing '#1B87E6'. To the right are icons for swap, reset, fill, and help.
- Background colour:** A dropdown menu set to 'HEX' with a text input field containing '#FFFFFF'. To the right are icons for reset, fill, and help. The word '(white)' is written in italics to the right of the input field.
- Sample preview:** A small rectangular area showing the selected colors.
- WCAG 2.1 results:** A section with a yellow warning triangle icon and a box showing 'Contrast ratio 3.7:1'.
- 1.4.3 Contrast (Minimum) (AA):** A blue header with a dropdown arrow. Below it is a text box containing the text: 'Text (including images of text) has a contrast ratio of at least 4.5:1 for "regular"; sized text and at least 3:1 for large scale text (at least 18pt / 24px, or bold and at least 14pt / 18.5px), unless the text is purely decorative.'
- Legend:** At the bottom, a red 'X' icon is labeled 'Fail (regular text)' and a green checkmark icon is labeled 'Pass (large text)'.

A green arrow points from the 'at least 3:1:1' text in the specifications to the warning triangle icon in the WCAG 2.1 results section.

## Default text increase



Do



Survey Title

Fira Sans - Bold - 30px



Done

Fira Sans - Light - 20 px

Don't



Small text

Fira Sans - Light - 16 px



Next Question

Fira Sans - Light - 12 px

\*This combo of size, weight and color doesn't comply with AA accessibility requirements

# Theme Selection

Surveys ▾ My Surveys > Livecast Upgrade Now ? 🔔 🔗







[Edit](#) [Distribute](#) [Analytics](#) [Integration](#) Responses: 3






[Workspace](#) [Design](#) [Media Library](#) [Languages](#) [Finish Options](#) [Advance Quotas](#) [Variables](#) [Settings](#) <https://shekdar.questionpro.com/t/AW22Zi> [Preview](#)


Standard Themes


Custom Themes

Display Settings


     


 Accessible Theme

Font:  

[Save](#)

 **COMPANY**  
Logo

## Satisfaction Survey

\* How satisfied are you with our product 

Very Dissatisfied

Not Satisfied

Neutral

Satisfied

Very Satisfied

[Finish - Yay!](#)

**Thank you!**

#ft-accessibility

